



District Report Card: 2017


State: Bihar	District: Banka
Class: 3	Subject: Language
Schools: 61	Students: 1083


Participation/Coverage


Students

<div>GENDER</div> <div></div>	Boys		Girls	
	Number	%	Number	%
	538	49.68	545	50.32

<div>AREA</div> <div></div>	Rural		Urban	
	Number	%	Number	%
	1022	94.37	61	5.63

<div>CATEGORY</div> <div></div>	SC		ST		OBC		GEN	
	Number	%	Number	%	Number	%	Number	%
	223	20.59	33	3.05	805	74.33	22	2.03

<div>CWSN</div> <div></div>	LD	VI	HI	S&LD	ID	Oth
	1	22	0	4	0	1

<div>Management</div> <div></div>	Government		Government-aided	
	Number	%	Number	%
	1083	100.00	0	0.00

Average Performance of Students in Language (%)

Overall	Gender		Area		Management		Social Group			
	Male	Female	Rural	Urban	Govt.	Aided	SC	ST	OBC	GEN
67.87	67.09	68.65	67.58	72.79	67.87	0.00	70.55	48.89	67.74	73.94

Performance on Learning Outcomes (LOs)

Learning Outcomes	Description	Average Performance(%)
L304	Reads small texts with comprehension i.e., identifies main ideas, details, sequence and draws conclusions	69.43
L312	Reads printed scripts on the classroom walls: poems, posters, charts etc.	64.76

Range of Performance of Students who Answered Correctly							
Below 30%		30% - 50%		50% - 75%		Above 75%	
Number	%	Number	%	Number	%	Number	%
82	7.57	144	13.30	410	37.86	447	41.27

Lowest Performing Learning Outcomes (LOs)

- 1 - Reads printed scripts on the classroom walls: poems, posters, charts etc. (64.76)
- 2 - Reads small texts with comprehension i.e., identifies main ideas, details, sequence and draws conclusions (69.43)